

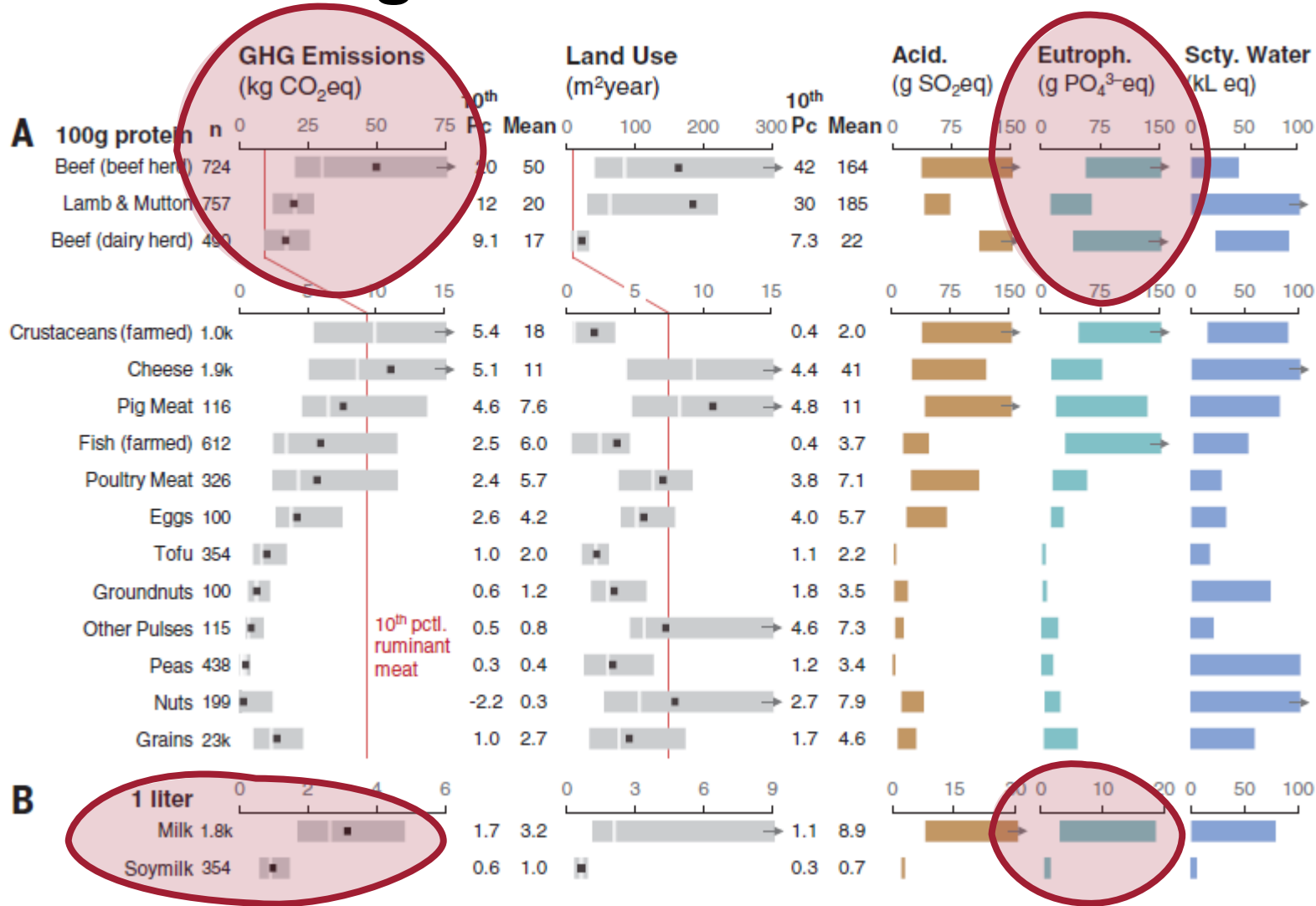
A man with a beard, wearing a blue t-shirt and suspenders, is looking down at a cow in a metal restraint in a barn. The background shows wooden beams and windows.

Current study investigating the genetic background of nitrogen use efficiency and methane emissions in Swiss dairy cows

Claudia Kasper, Fredy Schori, Silvia Ampuero Kragten



Nitrogen and methane emissions of livestock



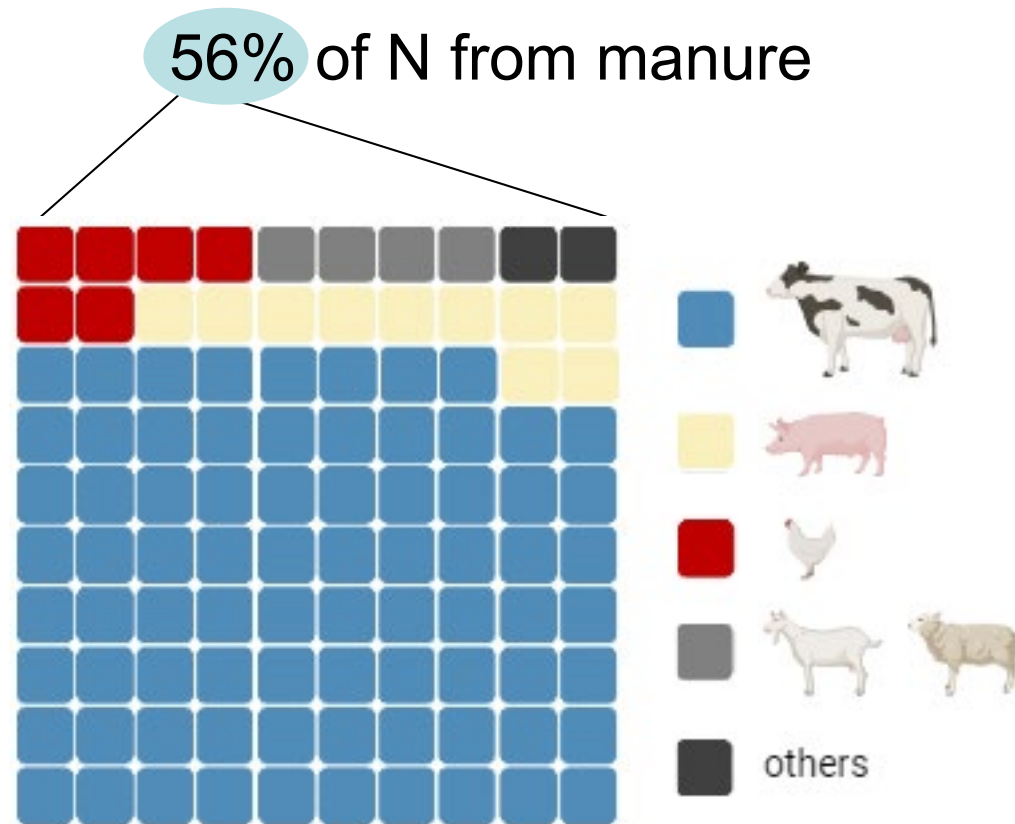
Increase nitrogen use efficiency **NUE** (decrease methane(**CH₄**) emissions) through **breeding**

→ help reduce nitrogen and GHG emissions from agriculture **in the long term**



Background & motivation

Nitrogen balance of the agricultural sector in Switzerland 2021



- Pig project on protein efficiency
 - $h^2 = 0.54 \pm 0.10$
- Highest proportion of N from cattle!
- Estimates of h^2 : rely on *proxies*
 - Milk urea
 - Infra-red spectra (MIR, NIR)

Protein content of the diet affects intake, production, efficiency and methane emission of dairy cows

Fredy Schori¹, Claudia Kasper² and Andreas Munger¹

¹Ruminant Nutrition and Emissions, ²Animal GenoPhenomics, Agroscope, CH-1725 Posieux; www.agroscope.ch

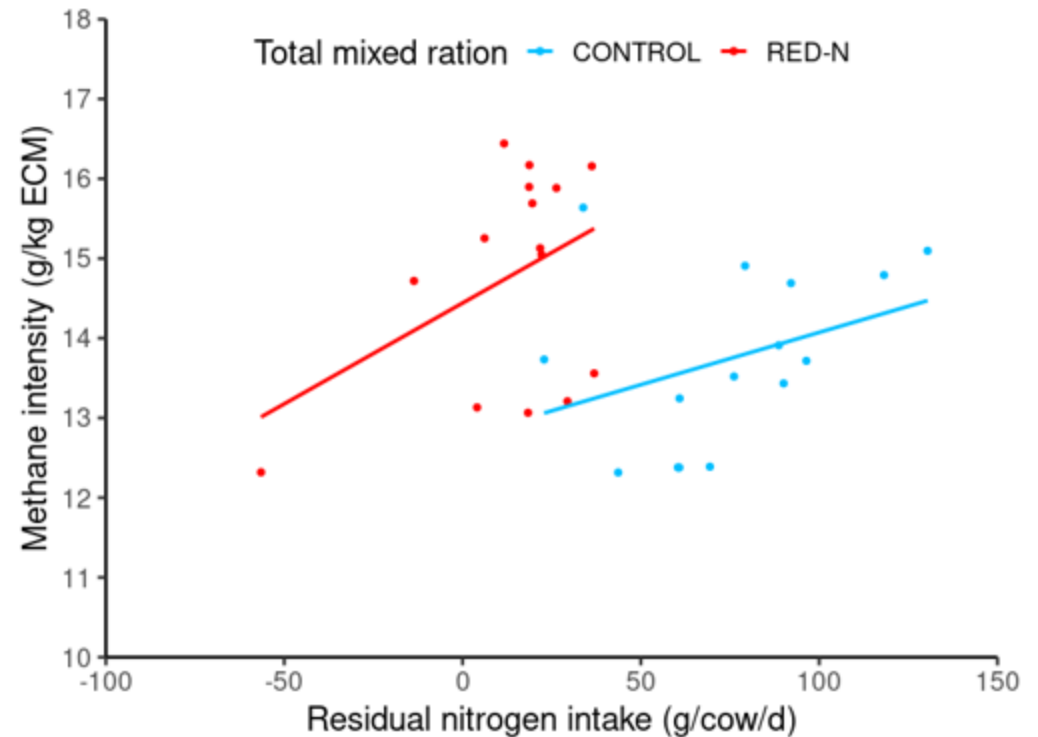
Research goal

The goal was to investigate the effects of protein reduced diets on feed intake, milk production, efficiency and methane emission of dairy cows.

Animals, Material and Methods

- 15 Holstein cow pairs
- Paired according to:
 - Lactation number: 2.2 ± 1.7 (mean \pm SD)
 - Days in milk: 151 ± 26
 - Milk yield and body weight
- Duration of the trial: 3 weeks, of which 1 measurement week
- Treatments: TMRs with different protein contents and similar NEL contents (6.1 MJ NEL/kg DM)
 - TMR composition: maize silage, hay, grass silage, energy- and protein-rich concentrates (in different proportions) and minerals
 - **CONTROL**: TMR balanced in terms of APDE/N and NEL
 - **RED-N**: TMR balanced in terms of CP and NEL

Figure: Residual nitrogen intake and methane intensity of the experimental dairy cows





Running project

2022

2023

2024

2025

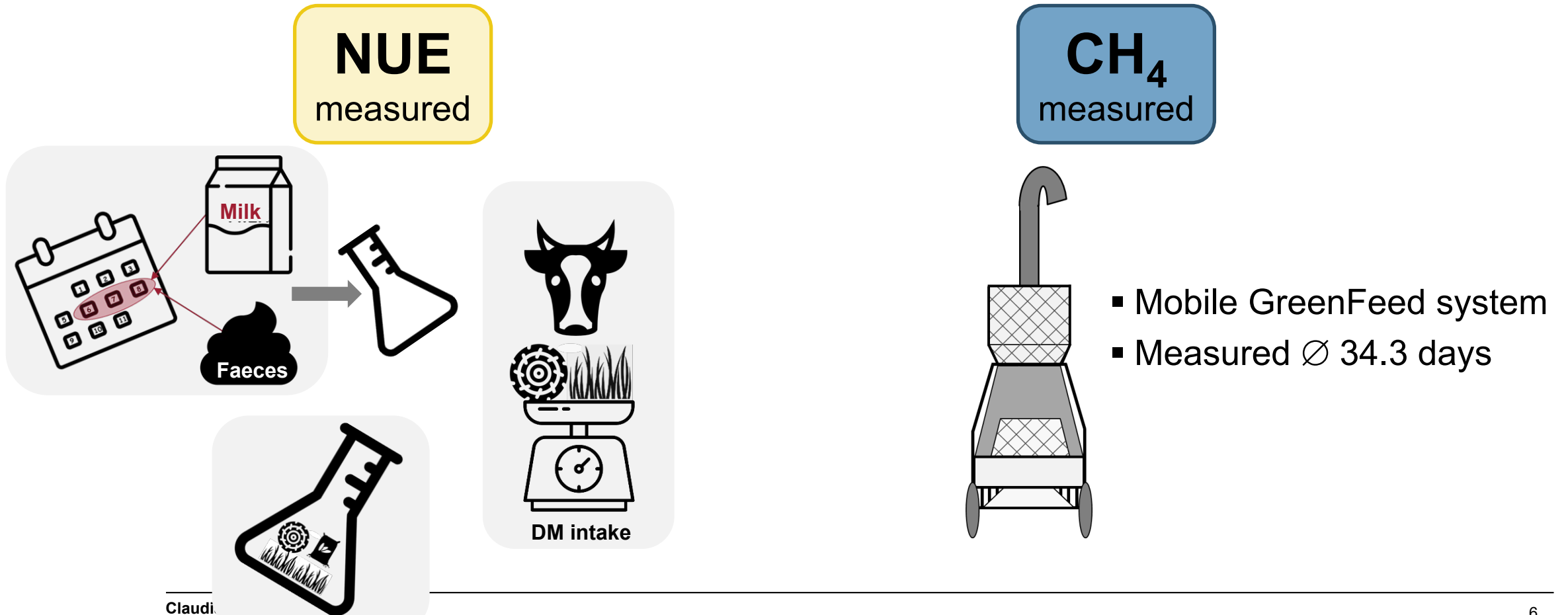
- Participation of cantonal and private farms, mainly Fribourg
- Average herd size (CH): 23
- Seasonal pasture, hay, grass and maize silage
- Example for grassland-based dairy production
- **Aim:** determine **genomic variation in NUE of dairy cows** in relation to methane emissions (CH₄) and other traits





Phenotypes

★ Reference methods (“Gold standard”) in subset of cows





Phenotypes

★ *Infrared spectroscopy (IR)*



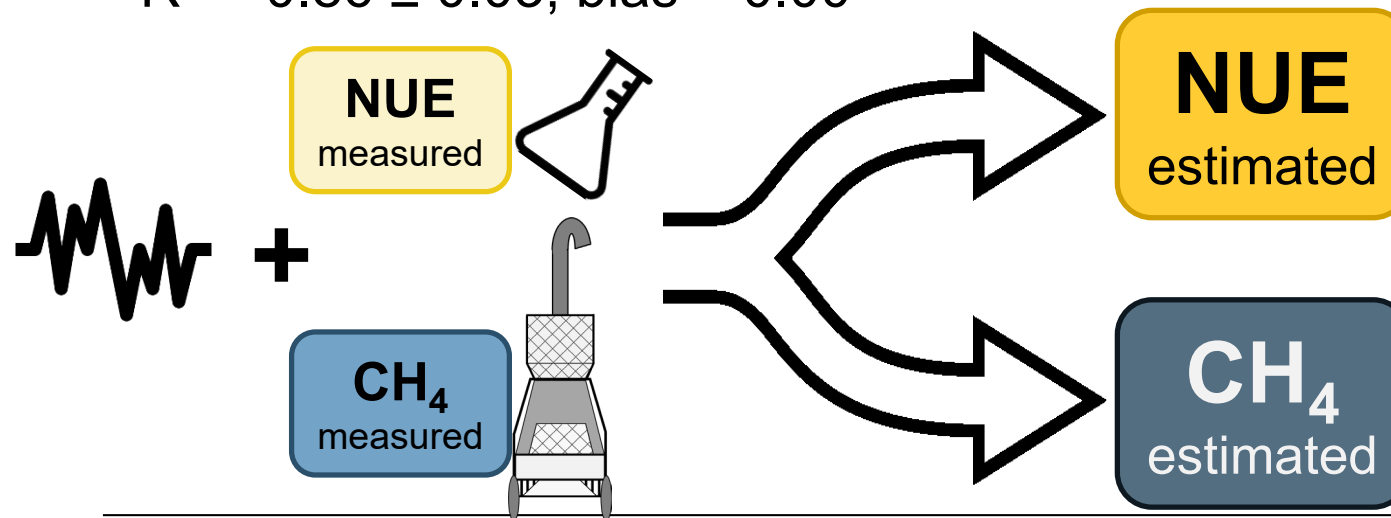
- **Cost-effective** alternative to wet-chemistry analysis
- High-throughput phenotyping of NUE and CH₄; DMI?
- **Algorithms** «translate» IR spectra of milk or faeces into NUE or CH₄
- Developed based on reference data and IR spectra
- Existing algorithms will be **further developed** in international collaboration

- **Goal: IR sufficient for determination of NUE or CH₄**

🇨🇭 NIR calibration model


★ Algorithms

- ‘Local’ NIRS model NUE (EAAP 2021)
- Freeze-dried milk and faeces
- 54 cows
- PLS
- $R^2 = 0.86 \pm 0.03$, bias = 0.00



Currently:

- Add reference + IR samples
- International collaborations
 - Local → global
- MIR





Genotypes

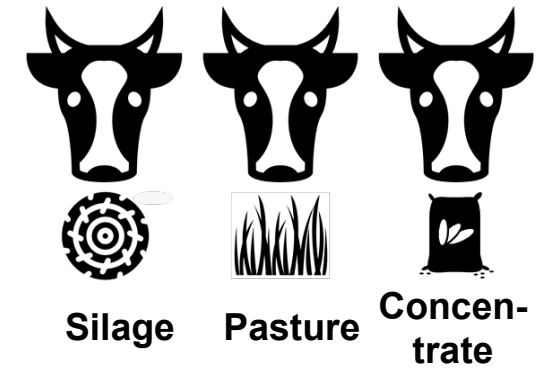

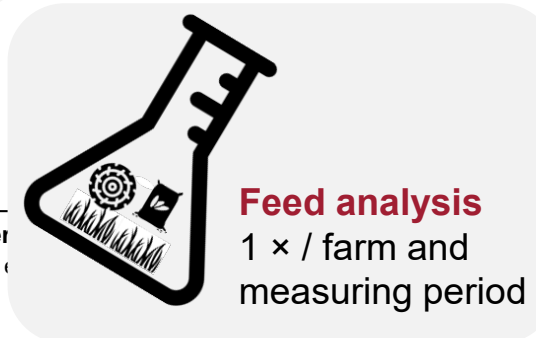
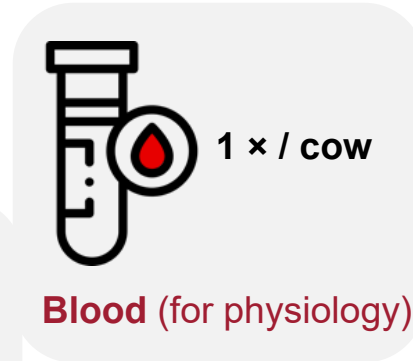
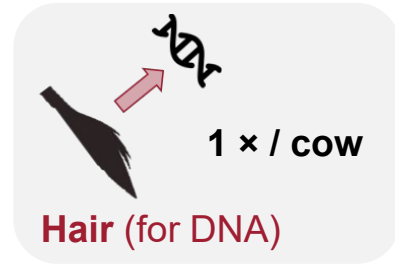
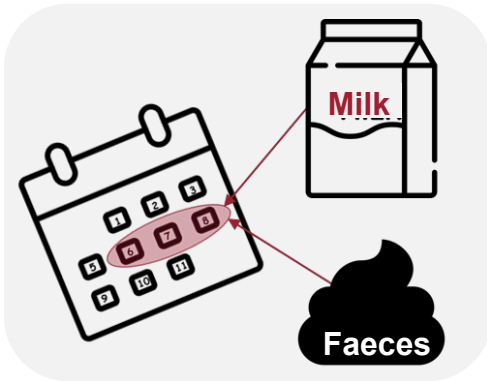



- Low-pass (1x)
- Imputation from reference panel



Data collection

- Holstein cows (goal: 1,500 to 2,000)
- Mid lactation (lactation day 90-250)
- Milking parlour, no AMS yet
- Ration depending on farm and season





State of data collection

- **Gold standard**
 - Feed intake (cribs) – 55 periods of 40 different individuals (+ 66 SRUC)
 - GreenFeed – 211 (potential) individuals
- **IR**
 - 896 samples (milk, faeces, hair, blood each)
 - 851 different individuals
- **Farms**
 - 4 cantonal
 - 16 private





Giving back to farmers

- Expense allowance
- Feed analyses
- Efficiency/emission data of their cows
- «Benchmarking»

Outlook

- Acquisition of funding
- Continuation of sampling & sequencing
- Improvement of phenotyping & IR models
- ...

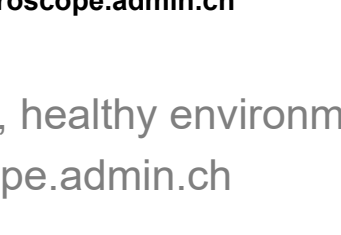







Thank you!

- Lukas Eggerschwiler & team, Raphael Siegenthaler, Bastien Hayoz
- Farms for participation
- SRUC: Richard Dewhurst for freeze-dried milk & feed intake data
- Agroscope chemistry and biology labs for sample preparation, wet-chemistry and NIR analysis





Thank you for your attention

Claudia Kasper
claudia.kasper@agroscope.admin.ch

Agroscope good food, healthy environment
www.agroscope.admin.ch

