

AN EQUATION TO PREDICT THE ACCURACY OF MULTI-BREED GENOMIC PREDICTION WITH DIFFERENTIALLY WEIGHTED MARKERS

Biaty Raymond, Aniek C. Bouwman, Yvonne C.J. Wientjes, Chris Schrooten,
Jeanine Houwing-Duistermaat and Roel F. Veerkamp



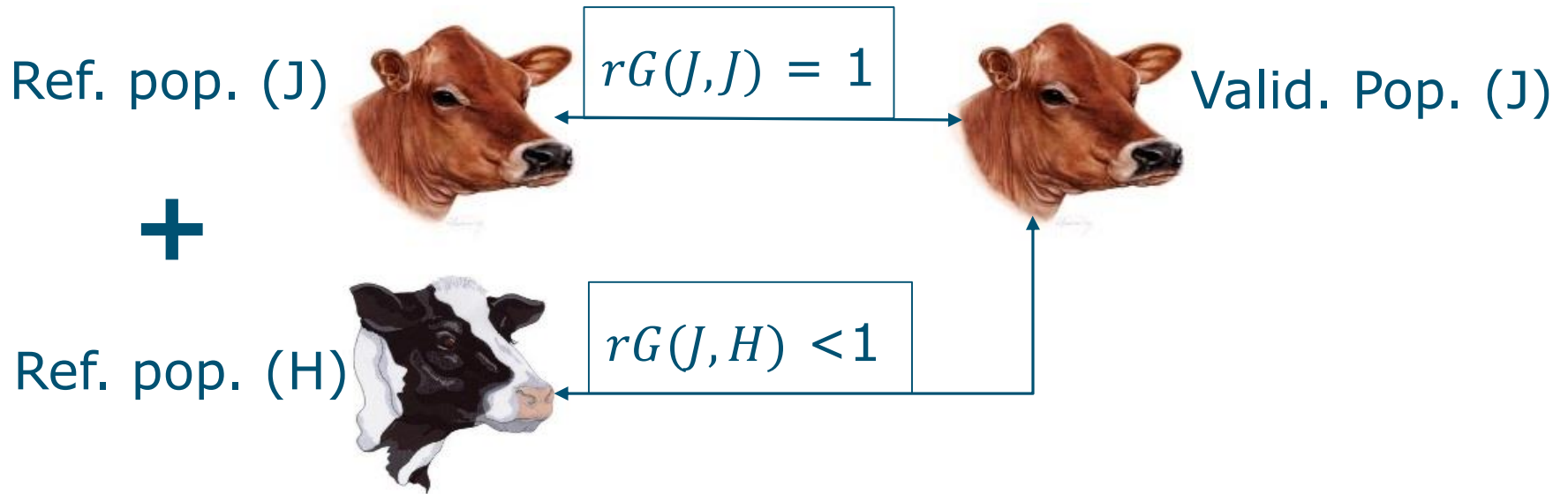
GENOMIC PREDICTION (GP)

- Accuracy depends on size of reference population (N)
- Numerically small breeds: Multi-breed GP?

Objectives:

- Test a new multi-breed genomic prediction model with differentially weighted markers
- Deterministically predict the accuracy of the new model

PROPOSED MODEL FOR MULTI-BREED GENOMIC PREDICTION



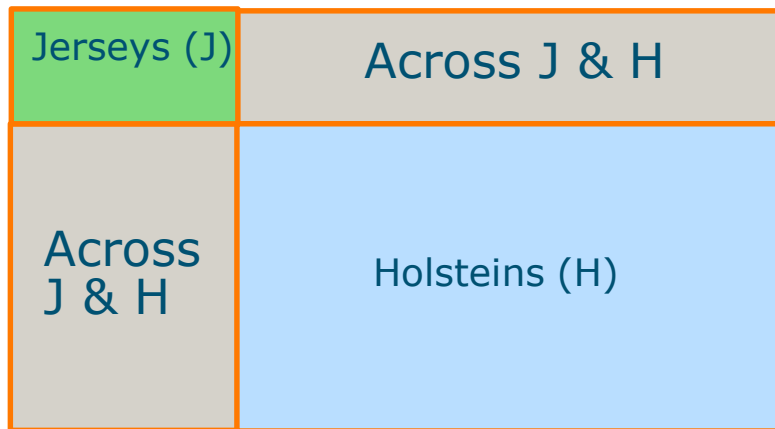
2 GRMs fitted simultaneously in the model:

- GRM1 (pre-selected markers from e.g. GWAS)
- GRM2 (remaining markers)

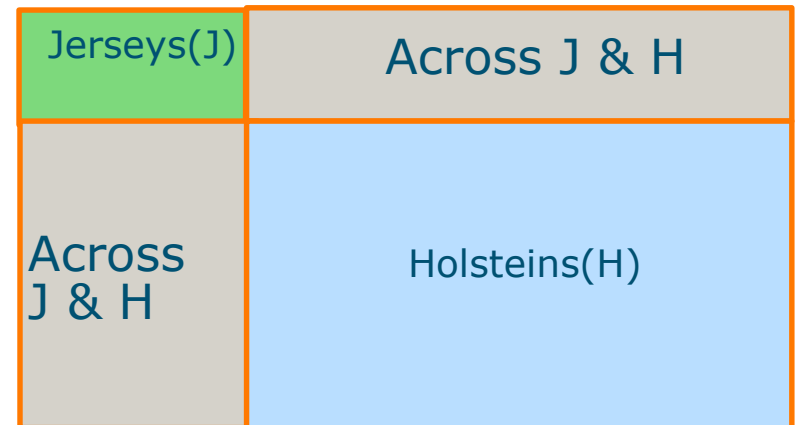
Multi-breed, multi-GRM (**MBMG**) model

MULTI-BREED, MULTI-GRM MODEL

GRM1: Pre-selected markers



GRM2: Remaining markers



$$\begin{bmatrix} \mathbf{y}_J \\ \mathbf{y}_H \end{bmatrix} = \begin{bmatrix} 1 & 0 \\ 0 & 1 \end{bmatrix} \begin{bmatrix} \mu_J \\ \mu_H \end{bmatrix} + \begin{bmatrix} \mathbf{W}_{1J} & 0 \\ 0 & \mathbf{W}_{1H} \end{bmatrix} \begin{bmatrix} \mathbf{g}_{1J} \\ \mathbf{g}_{1H} \end{bmatrix} + \begin{bmatrix} \mathbf{W}_{2J} & 0 \\ 0 & \mathbf{W}_{2H} \end{bmatrix} \begin{bmatrix} \mathbf{g}_{2J} \\ \mathbf{g}_{2H} \end{bmatrix} + \begin{bmatrix} \mathbf{e}_J \\ \mathbf{e}_H \end{bmatrix}$$

SELECTION INDEX THEORY




True breeding values
(Breed J)

MBMB model with:

2 Breeds (J & H)

2 GRMs (1 & 2)



4 Information sources:

$GEBV_{(J),1}$

$GEBV_{(H),1}$

$GEBV_{(J),2}$

$GEBV_{(H),2}$

$$I = b_{(J),1} GEBV_{(J),1} + b_{(H),1} GEBV_{(H),1} + b_{(J),2} GEBV_{(J),2} + b_{(H),2} GEBV_{(H),2}$$

ACCURACY OF SELECTION INDEX (1)

2 GRMs fitted simultaneously

- 0 *cov* between *g*'s

$$\mathbf{P} = \begin{bmatrix} r_{J,1}^2 & r_{J,1}^2 r_{H,1}^2 & 0 & 0 \\ r_{J,1}^2 r_{H,1}^2 & r_{H,1}^2 & 0 & 0 \\ 0 & 0 & r_{J,2}^2 & r_{J,2}^2 r_{H,2}^2 \\ 0 & 0 & r_{J,2}^2 r_{H,2}^2 & r_{H,2}^2 \end{bmatrix}, \quad \mathbf{g} = \begin{bmatrix} r_{J,1}^2 \\ r_{H,1}^2 \\ r_{J,2}^2 \\ r_{H,2}^2 \end{bmatrix}$$

$$r_{I,H} = \sqrt{\frac{\mathbf{g}'\mathbf{P}^{-1}\mathbf{g}}{\text{var}(H)}} \rightarrow \sqrt{\left(\frac{r_{J,1}^2 + r_{H,1}^2 - 2r_{J,1}^2 r_{H,1}^2}{(1 - r_{J,1}^2 r_{H,1}^2)} \right) + \left(\frac{r_{J,2}^2 + r_{H,2}^2 - 2r_{J,2}^2 r_{H,2}^2}{(1 - r_{J,2}^2 r_{H,2}^2)} \right)}$$

Deterministic

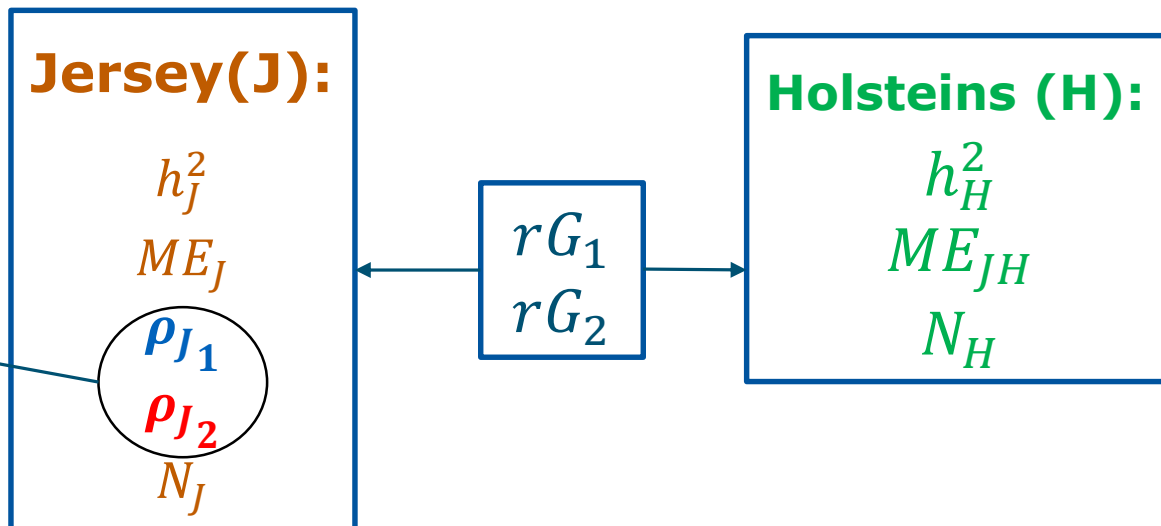
Equation to predict accuracy of GEBVs

- Daetwyler et al. (2008)
 - Wientjes et al. (2015)
- } Pop. parameters

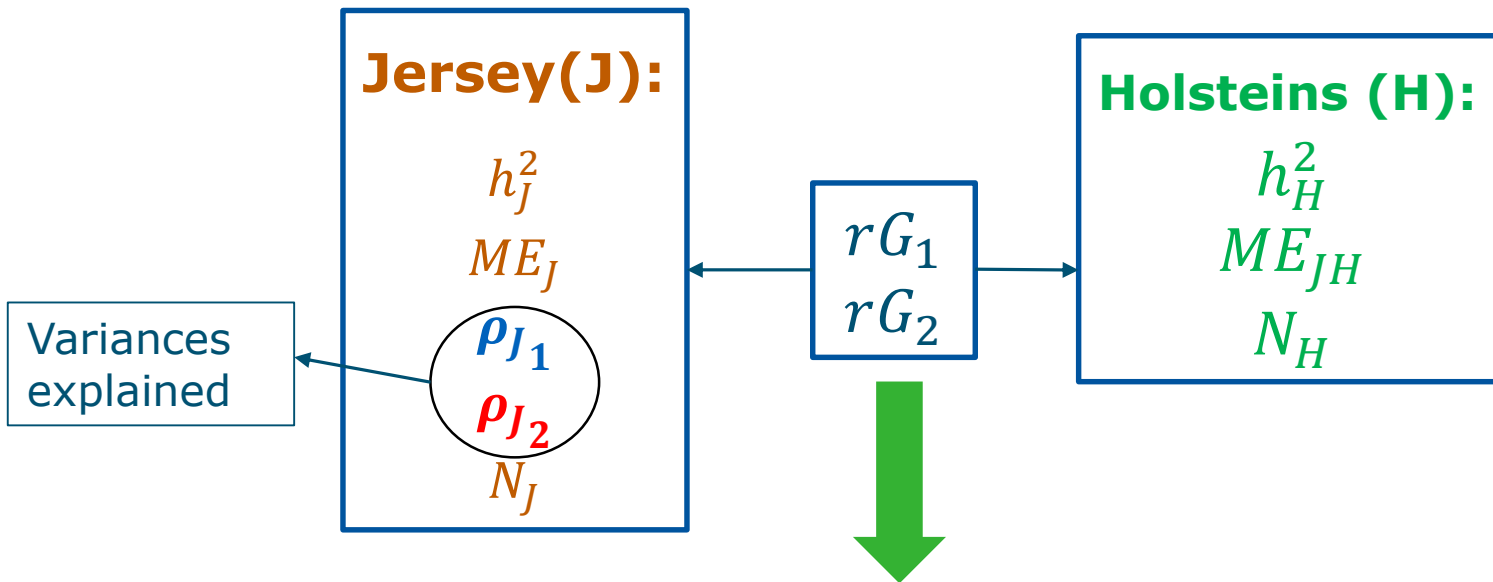
ACCURACY OF SELECTION INDEX (2)

$$r_{I,H} = \begin{bmatrix} \rho_{J_1} \sqrt{\frac{h_J^2}{ME_{J_1}}} \\ \rho_{J_1} rG_1 \sqrt{\frac{h_H^2}{ME_{JH_1}}} \\ \rho_{J_2} \sqrt{\frac{h_J^2}{ME_{J_2}}} \\ \rho_{J_2} rG_2 \sqrt{\frac{h_H^2}{ME_{JH_2}}} \end{bmatrix}^T \cdot \begin{bmatrix} \frac{h_J^2}{ME_{J_1}} + \frac{1}{N_J} & \rho^2 J_1 rG_1 \frac{\sqrt{h_J^2 h_B^2}}{\sqrt{ME_{J_1} \cdot ME_{JH_1}}} & 0 & 0 \\ \rho^2 J_1 rG_1 \frac{\sqrt{h_J^2 h_H^2}}{\sqrt{ME_{J_1} \cdot ME_{JH_1}}} & \frac{h_H^2}{ME_{JH_1}} + \frac{1}{N_H} & 0 & 0 \\ 0 & 0 & \frac{h_J^2}{ME_{J_2}} + \frac{1}{N_J} & \rho^2 J_2 rG_2 \frac{\sqrt{h_A^2 h_H^2}}{\sqrt{ME_{J_2} \cdot ME_{JH_2}}} \\ 0 & 0 & \rho^2 J_2 rG_2 \frac{\sqrt{h_J^2 h_H^2}}{\sqrt{ME_{J_2} \cdot ME_{JH_2}}} & \frac{h_H^2}{ME_{JH_2}} + \frac{1}{N_J} \end{bmatrix}^{-1} \cdot \begin{bmatrix} \rho_{J_1} \sqrt{\frac{h_J^2}{ME_{J_1}}} \\ \rho_{J_1} rG_1 \sqrt{\frac{h_J^2}{ME_{JH_1}}} \\ \rho_{J_2} \sqrt{\frac{h_J^2}{ME_{J_2}}} \\ \rho_{J_2} rG_2 \sqrt{\frac{h_J^2}{ME_{JH_2}}} \end{bmatrix}$$

Input/population parameters



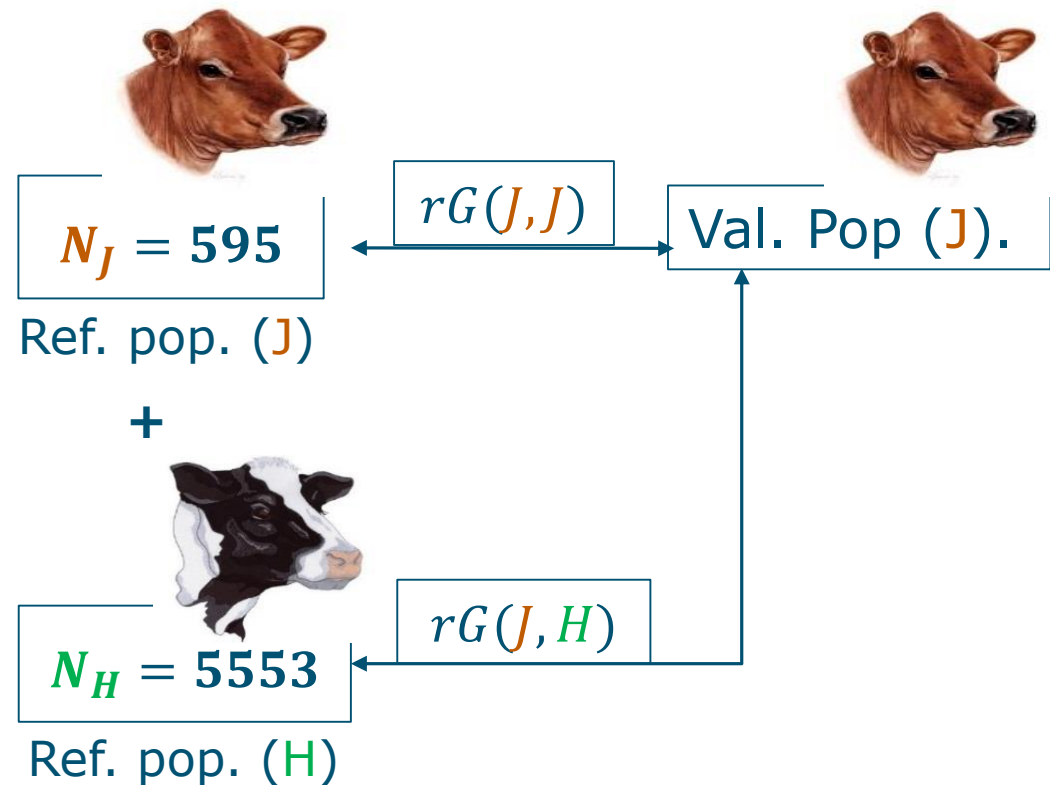
INPUT/POPULATION PARAMETERS



Marker set	rG (Hol. vs Jer.)
Pre-selected (n=357)	0.44
Remaining (~48k)	0.22
All	0.29
Pre-selected & Remaining	0.88 & 0.21

DATA ANALYSED

- Real phenotype
 - Stature DRPs
- Simulated phenotype
 - 500 SNP QTLs
 - $h^2_J = 0.4$
 - $h^2_H = 0.6$
 - $rG(J, H) = 0.8$
 - $y = \text{TBV} + e$
 - 100 replicates



MBMG MODELS EVALUATED

Real phenotypes: stature

Model	GRM1	GRM2
1	Pre-selected marker (n=357)	Remaining markers (n~48k)



LETTERS
<https://doi.org/10.1038/s41588-018-0056-5> nature genetics


Meta-analysis of genome-wide association studies for cattle stature identifies common genes that regulate body size in mammals

Simulated phenotypes


Model	GRM1	GRM2
1	QTLs_125	NON_QTLs
2	QTLs_250 + 250 NON_QTL (FPs)	NON_QTLs
3	QTLs_250	NON_QTLs
4	QTLs_500	NON_QTLs

RESULTS (REAL PHENOTYPES)

595 Jerseys & 5503 Holsteins in ref. pop.



RESULTS (SIMULATION)



NON_QTLs (~48k) in second GRM

CONCLUSION

GENOMIC PREDICTION IN NUMERICALLY SMALL BREEDS

- Higher accuracy with MBMG model, when QTL are known
 - Selection index theory:
 - Confirm the higher accuracy of MBMG
 - Developed equation to predict accuracy using population parameters
- Tool for optimising genomic breeding programs