

# Genotyping and Phenotyping of new Health Traits in selected herds of Spanish Dairy Cattle: Project I-SA

***N. Charfeddine<sup>1</sup>, J. Blanco<sup>2</sup> & M. A. Pérez-Cabal<sup>3</sup>***

*<sup>1</sup> CONAFE, Spanish Holstein Association, 28340 Valdemoro, Spain*

*<sup>2</sup> Department of Medicine and Animal Surgery, Complutense University of Madrid, 28040 Madrid, Spain*

*<sup>3</sup> Department of Animal Production, Complutense University of Madrid, 28040 Madrid, Spain*

[Email: nouredine.charfeddine@conafe.com](mailto:nouredine.charfeddine@conafe.com)

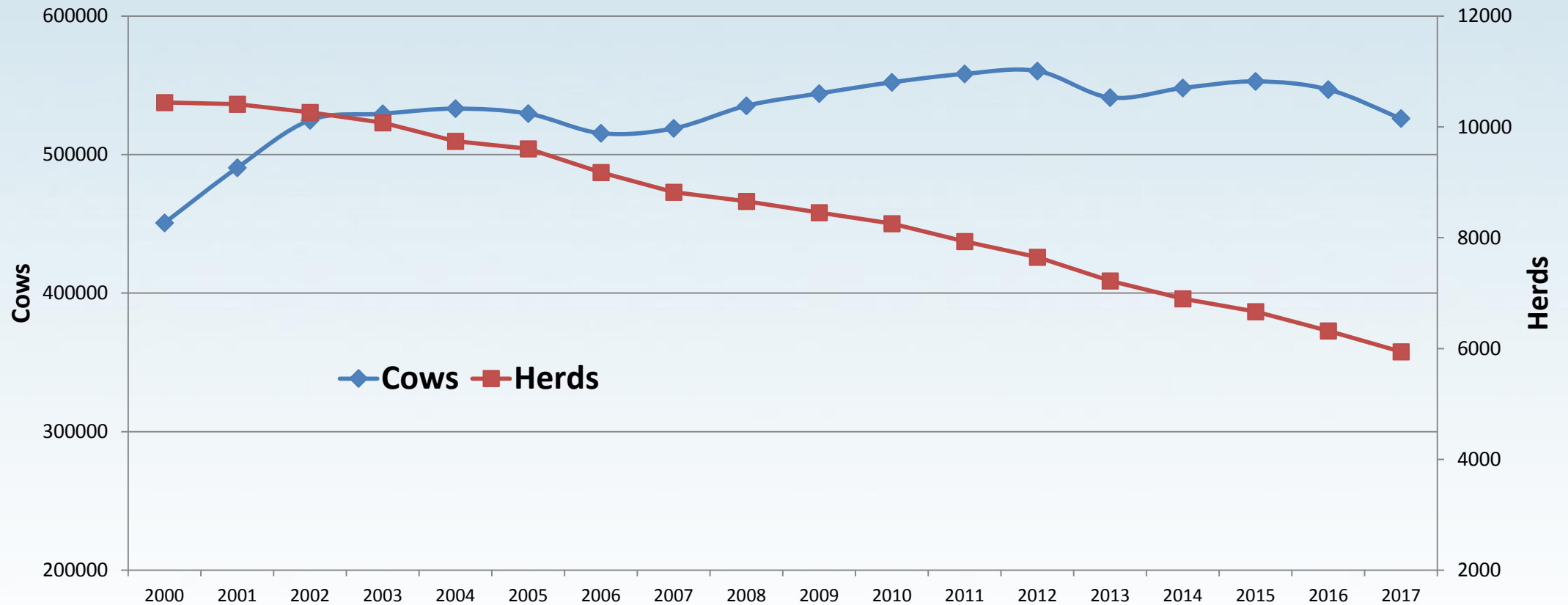


**69th Annual Meeting of the European Federation of Animal Science  
Dubrovnik, Croatia - 27th to 31st August 2018**

# Background

- ❑ Milk recording and Type classification have been the conventional sources of information

# Milk recording in Spain has been experiencing a steady decline of Herds for the past two decades



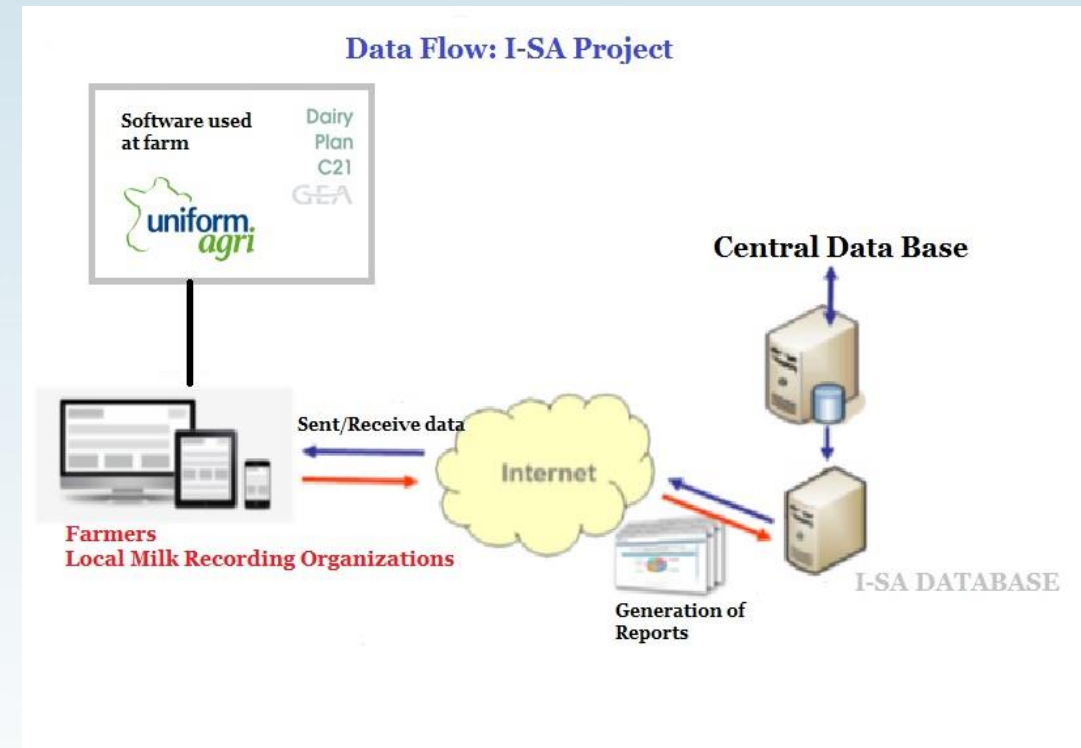
# Background


- ❑ Milk recording and Type classification have been the conventional source of breeding values
- ❑ Genomic Evaluation started in 2012
- ❑ Recording new phenotypes and female genotyping become a real need in genomic Era
- ❑ 2012 I-SAP Claw health recording program started



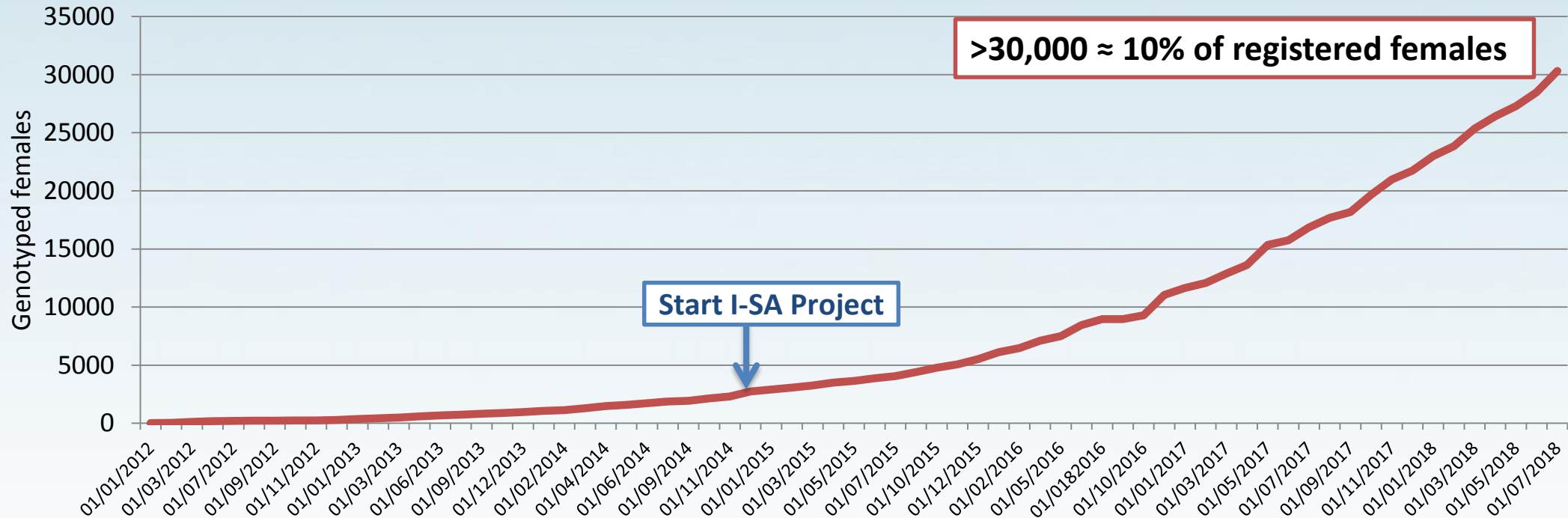
## I-SA Project: Information on Animal Health

- CONAFE-UCM set up the project in 2015.
- A standardized key for health recording was developed.
- Data are recorded by farmers and sent online by local milk recording organization or farmers to I-SA database.
- Data recording started: **1<sup>st</sup> Jan 2016**
- Project pays the genotype of all cows in the herd and makes a discount for the genotype of female calves.





# Female Genotyping





# Herds Selection

- Interest shown in genotyping
  
- Availability of extra information
  - Claw health disorders
  - Milk flow
  - BHB
  
- Low rate of mistakes in pedigree

# Traits

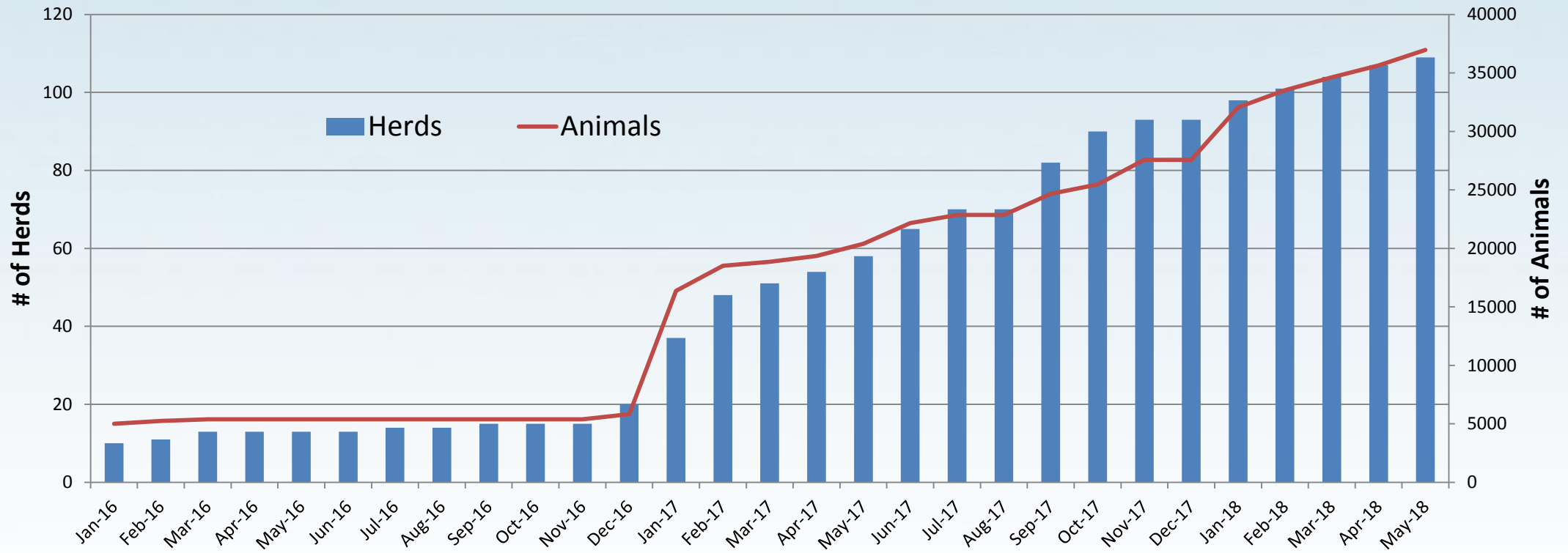
List of Recorded Health Disorders	
1	Clinical Mastitis
2	Subclinical Ketosis (BHB)
3	Clinical Ketosis
4	Milk Fever
5	Displaced Abomasum
6	Lameness
7	Metritis
8	Retained Placenta
9	Abortions
10	Embryonic Death
11	Ovarian Disorders
12	Pneumonia

 Compulsory disorders



# Data Recorded

Evolution of number of herds and animals involved in I-SA Project

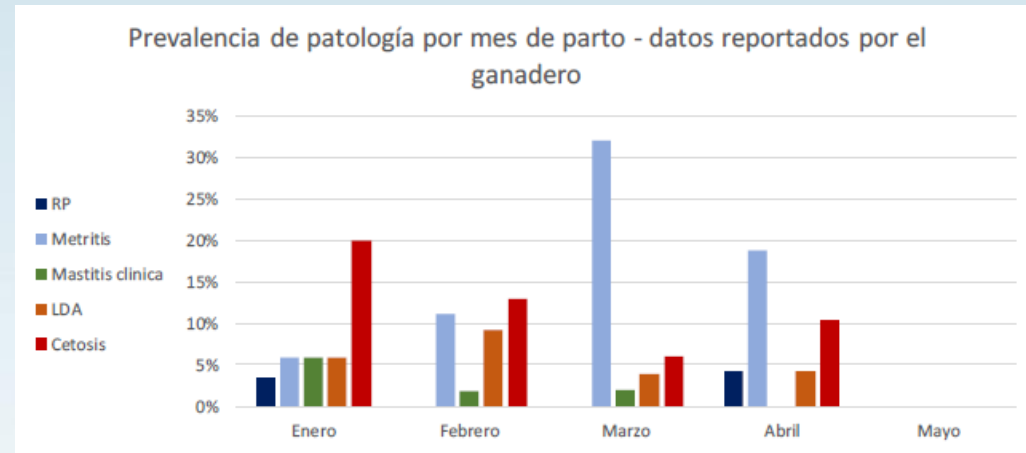
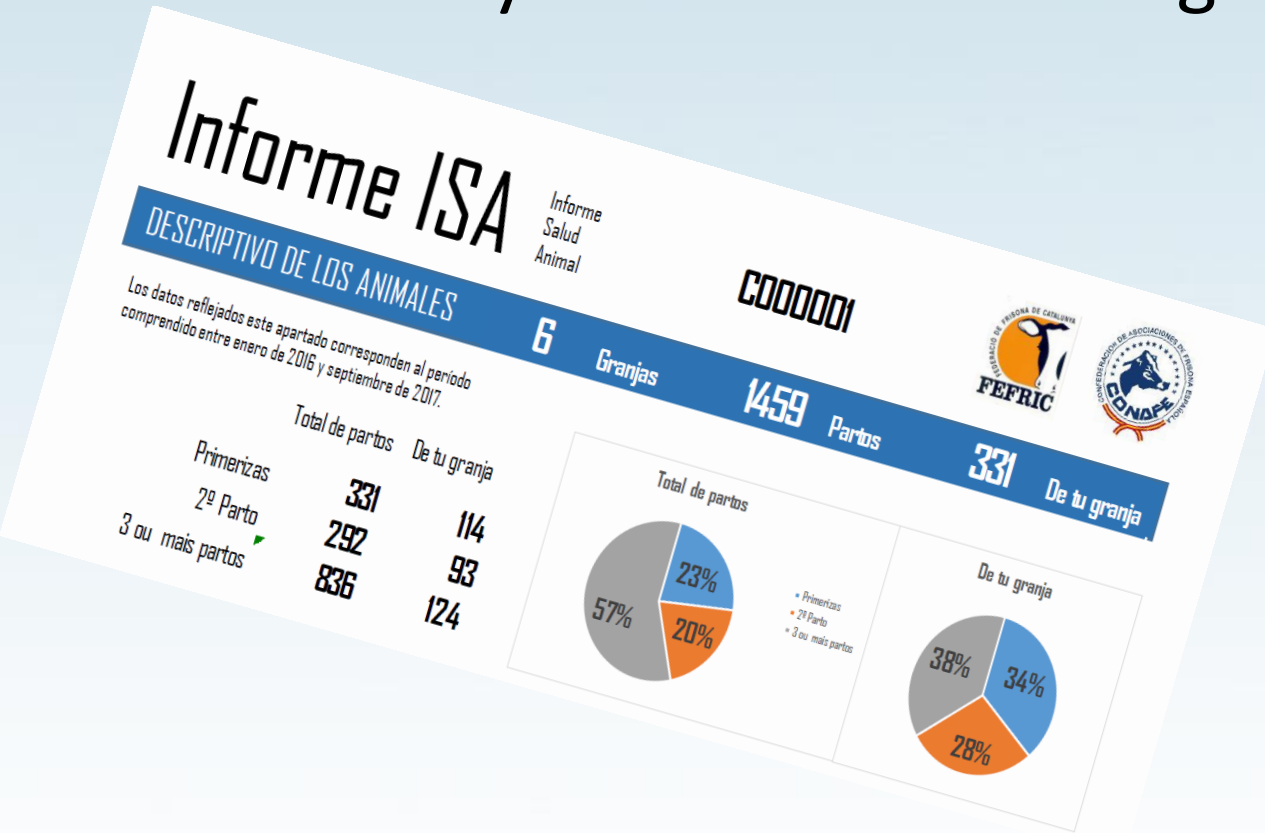


# Incidence

	Lactation incidence rate (%)	Incidence rate at day 68 (%)
Clinical Mastitis	15.3	5.0
Subclinical Ketosis (BHB)		14.3
Clinical Ketosis	1.9	1.6
Milk Fever	0.6	0.5
Displaced Abomasum	2.6	1.9
Lameness	15.0	2.8
Metritis		7.9
Retained Placenta		7.7
Abortions	1.9	
Embryonic Death	1.8	
Ovarian Disorders	6.1	
Pneumonia	3.0	

# Feedback

- Twice a year a Benchmarking report



# Genetic Parameters

- Heritabilities and repeatabilities on the observed scale

## Health Disorders at day 68 of lactation

Health Disorders	Heritability (s.e.)	Repeatability (s.e.)
Clinical Mastitis	0.011 (0.006)	0.18 (0.006)
Subclinical Ketosis (BHB)	0.037 (0.016)	0.032 (0.016)
Displaced Abomasum	0.017 (0.007)	0.011 (0.007)
Retained Placenta	0.023 (0.006)	0.088 (0.023)
Metritis	0.016 (0.006)	0.031 (0.007)



# Economic Cost

- Cow reference population: 20,000 genotyped cows with valid phenotypes in several lactations.
- Estimated total cost for genotyping and phenotyping: **900,000 €**.
- To be paid over a period of time of 5 years.

# Conclusions and next steps

- New phenotypes are the keys for making the difference in the genomic Era
- Genotyping of cows is the way to build a reference population for new health traits
- Working with compromised herds is the way to reduce economic costs and improve data quality
- Next steps: To extend the number of herds up to 200

# Acknowledgements

- All farmers engaged in I-SA Project
- Grant agreements 4156558 and 4159203

